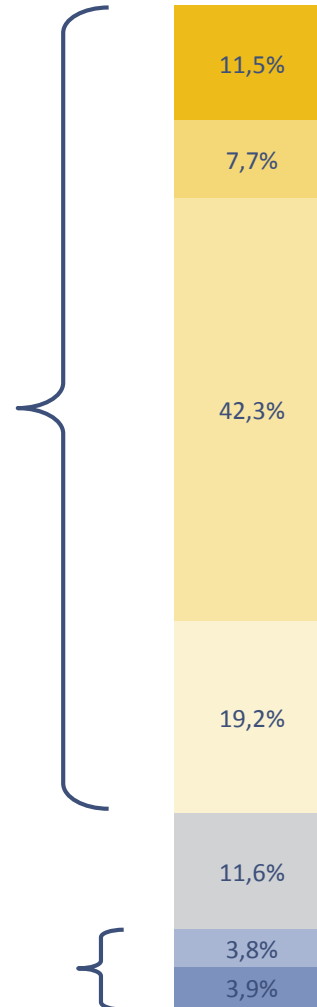


 The revenues in the first semester 2014 were considerably higher than in 2013

*“The revenues in the first half year 2014 have ... in comparison to the revenues of the same period in the previous year.”*

80,7% of all polled companies could generate in parts a clear **increase** in **revenues** in the first half year term in 2014 compared to the same period in the previous year

Only 7,7% of all polled companies had to accept a **decrease** in **revenues** compared to the previous year



**Legend**










-  grown very strong (more than +20%)
-  grown strong (+10% to +19%)
-  grown moderately (+5% to +9%)
-  grown slightly (+1% to +4%)
-  unchanged (+/-0%)
-  decreased slightly (-1% to -4%)
-  decreased moderately (-5% to -9%)
-  decreased strong (-10% to -19%)
-  decreased very strong (more than -20%)

Fig. 5: DBCI September/October 2014 “revenues H1 2013-2014”, n=26